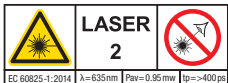


[www.disto.com/manuals](http://www.disto.com/manuals)

User Manual:



EC 60825-1:2014  $\lambda=635\text{nm}$   $P_{\text{av}}=0.95\text{mW}$   $t_p=>400\mu\text{s}$

Laser class 2 in acc. with IEC 60825-1



SAP. No. 812 796b

## Change Units

Switch between the following units:



2 sec

0.000m    0.00ft  
0.0000m    0'00" 1/32

0in 1/32

## Bluetooth®



1 x send  
2 sec deactivate/activate

# Quick Start

Leica DISTO™ D110

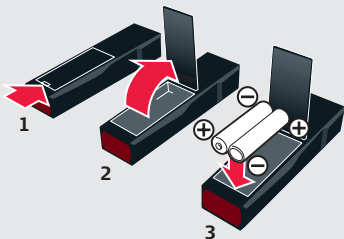


- 1 — ON/DIST
- 2 — Area
- 3 — Bluetooth®
- 4 — Clear/Off

- when it has to be **right**

**Leica**  
Geosystems

## Insert Batteries



## Operation



1x → ON

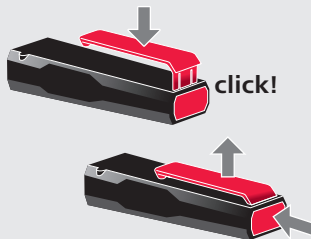
CLEAR  
OFF

2 sec → OFF



1x  →

## Attach/Remove Clip



## Area

